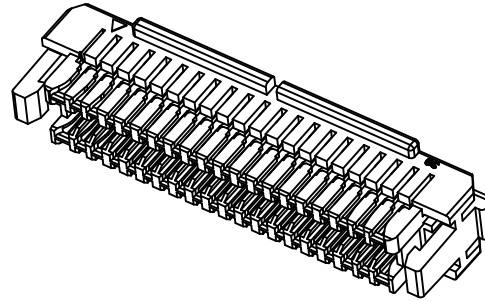
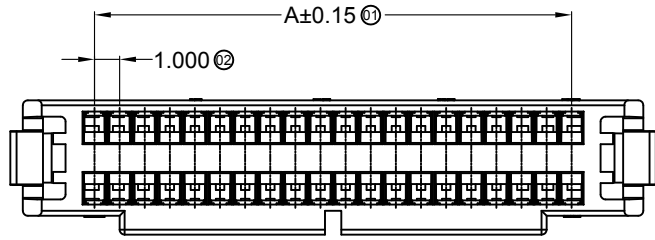
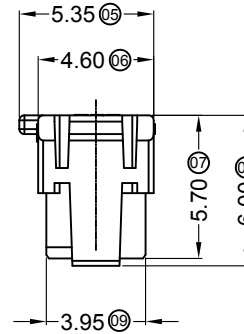
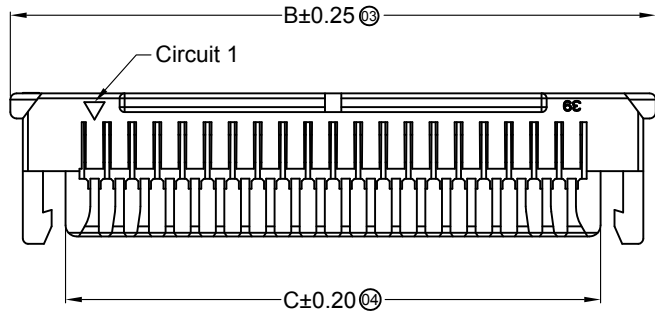


RoHS  Lead-free



Specifications :

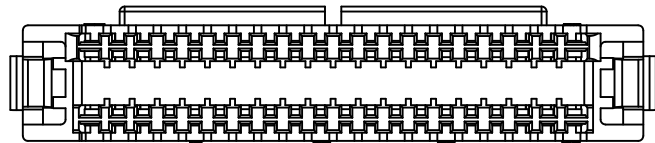
- Voltage rating: 50V AC / DC
- Current rating: 1A AC / DC
- Withstanding voltage: 500V AC/minute
- Temperature range: -25°C~+85°C
- Insulation resistance: ≥100MΩ
- Contact resistance: ≤20mΩ
- After environmental testing: ≤40mΩ



1011 H X-2*XX X-XX XX HF






① ② ③ ④ ⑤ ⑥ ⑦ ⑧

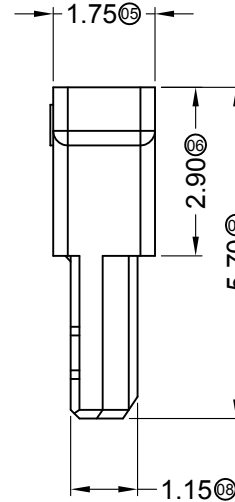
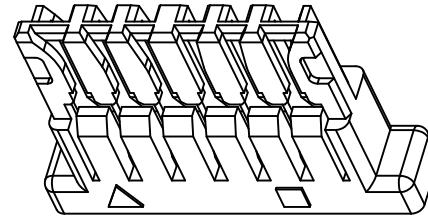
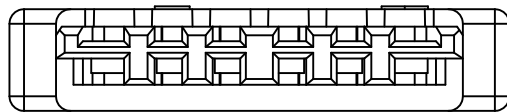
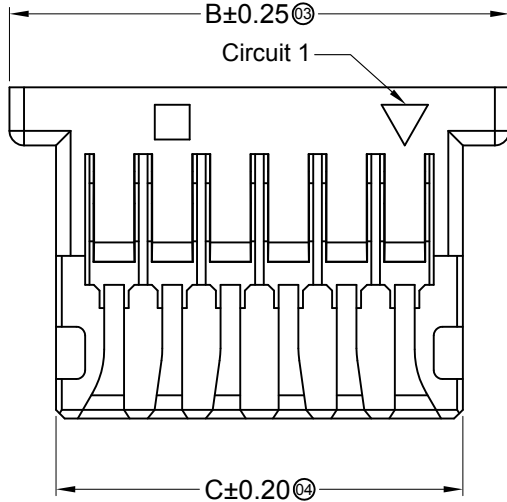
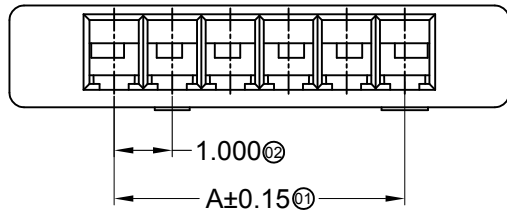
- ① Series No.
- ② Category: H-HSG
- ③ Welding Board Angle: Blank-ordinary
- ④ Row No.-Pin No.: 2*XX-2*10P~2*25P
- ⑤ Plug the Pin & special No.
- ⑥ Material: PT-PBT ; N0-PA66 94V-0
- ⑦ Color: Blank-natural Color
- ⑧ HF-Halogen Free



Poles	Dimensions(mm)		
	A	B	C
2x10	9.00	15.70	11.30
2x15	14.00	20.70	16.30
2x20	19.00	25.70	21.30
2x25	24.00	30.70	26.30

1011H-2*XX-N0HF	Nylon 66 UL 94V-0 Halogen Free	1011T	1011W
1011H-2*XX-N0	Nylon 66 UL 94V-0		
1011H-2*XX-PT	PBT UL 94V-0		
PART NO	Material	Suitable SWB Terminal	Mates With SWB Wafer

2014/04/30	C	D		Adjustment drawing	Jova		GENERAL TOLERANCE .X ±0.30 .XX ±0.20 .XXX ±0.10	 思索连接器有限公司 SWB CONNECTORS CO.,LTD	PART NO. 1011H-2*XX-XXXX						
2014/01/14	B	C		Change Part No	Jova				TITLE 1.00mm Crimp Style Connectors						
2013/11/27	A	B		Add Size②	Jova				APPROVAL	CHECK	DRAWN	DATA			
DATE	OLD REV	NEW REV	ECN	DESCRIPTION	CHECK	APPROVAL	PROJECT	Bob Sun	Jova Lau	Wuxiaotao	2014/04/30	UNIT	SCALE	NUMBER	REV
												MM	1 : 1	A-009	D



Specifications :



- Voltage rating: 50V AC / DC
- Current rating: 1A AC / DC
- Withstanding voltage: 500V AC/minute
- Temperature range: -25°C~+85°C
- Insulation resistance: ≥100MΩ
- Contact resistance: ≤20mΩ
- After environmental testing: ≤40mΩ

1011 H X-XX X-N0 XX HF
 ① ② ③ ④ ⑤ ⑥ ⑦ ⑧

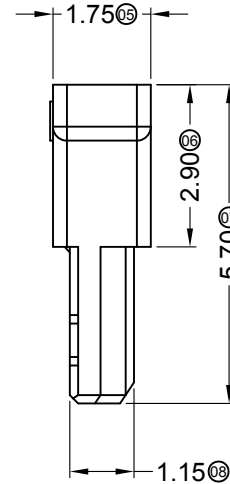
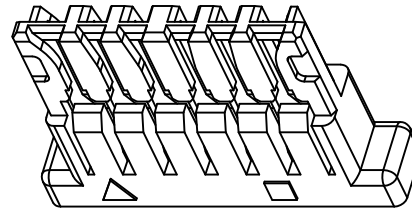
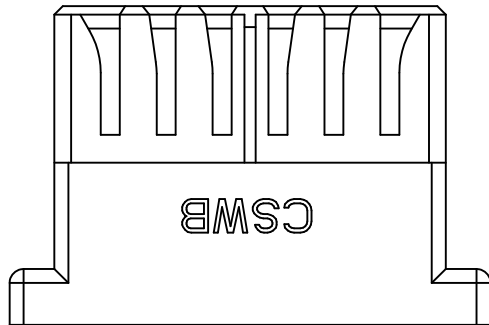
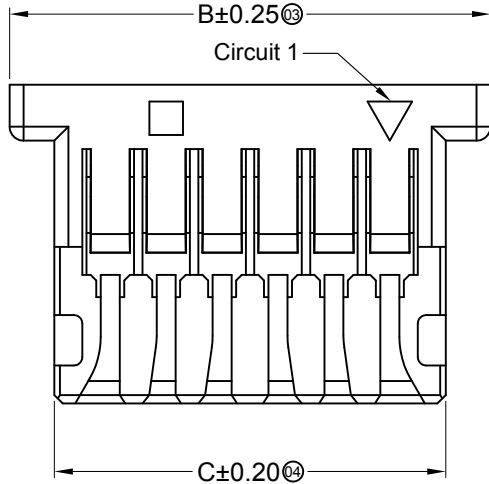
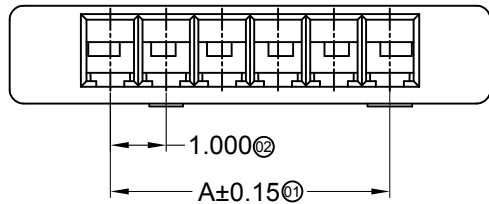
- ① Series No.
- ② Category: H-HSG
- ③ Welding Board Angle: Blank-ordinary
- ④ Row No.-Pin No.: XX-02P~30P
- ⑤ Plug the Pin & special No.
- ⑥ Material: N0-PA66 94V-0
- ⑦ Color: Blank-Natural color
- ⑧ HF-Halogen free

Poles	Dimensions(mm)			Poles	Dimensions(mm)		
	A	B	C		A	B	C
02	1.00	4.60	3.00	12	11.00	14.60	13.00
03	2.00	5.60	4.00	13	12.00	15.60	14.00
04	3.00	6.60	5.00	14	13.00	16.60	15.00
05	4.00	7.60	6.00	15	14.00	17.60	16.00
06	5.00	8.60	7.00	16	15.00	18.60	17.00
07	6.00	9.60	8.00	20	19.00	22.60	21.00
08	7.00	10.60	9.00	22	21.00	24.60	23.00
09	8.00	11.60	10.00	26	25.00	28.60	27.00
10	9.00	12.60	11.00	30	29.00	32.60	31.00
11	10.00	13.60	12.00				

1011H-XX-N0HF	Nylon 66 UL 94V-0 Halogen Free	1011T	1011W
1011H-XX-N0	Nylon 66 UL 94V-0		
PART NO	Material	Suitable SWB Terminal	Mates SWB Wafer

2014/04/10		B	C	Space of a whole page changes	Sylvia	Bob Sun	 思索连接器有限公司 SWB CONNECTORS CO.,LTD	PART NO. 1011H-XX-N0XX							
2014/03/26		A	B		Change Part No for add "M"	Jova Lau		Bob Sun	TITLE 1.00mm Crimp Style Connectors						
DATE	OLD REV	NEW REV	ECN	DESCRIPTION	CHECK	APPROVAL	PROJECT	APPROVAL	CHECK	DRAWN	DATA	UNIT	SCALE	NUMBER	REV
							 Bob Sun	Jova Lau	Wuxiaotao	2014/04/28		MM	1:1	A-009	C

RoHS  Lead-free



Specifications :


- Voltage rating: 50V AC / DC
- Current rating: 1A AC / DC
- Withstanding voltage: 500V AC/minute
- Temperature range: -25°C~+85°C
- Insulation resistance: ≥100MΩ
- Contact resistance: ≤20mΩ
- After environmental testing: ≤40mΩ

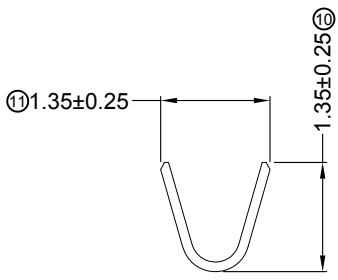
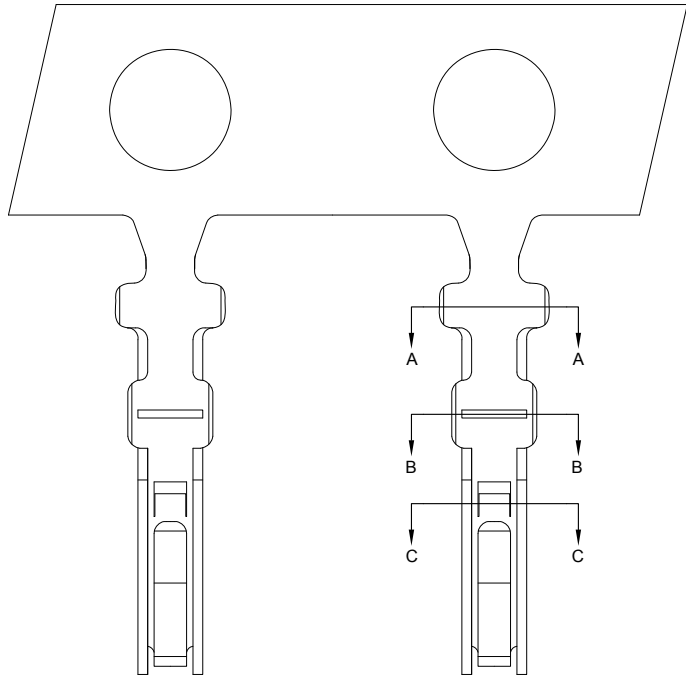
1011 H X-XX X-XX XX HF M
 (1) (2) (3) (4) (5) (6) (7) (8) (9)

- (1) Series No.
- (2) Category: H-HSG
- (3) Welding Board Angle: Blank-ordinary
- (4) Row No.-Pin No.: XX-02P~30P
- (5) Plug the Pin & special No.
- (6) Material: N0-PA66 94V-0
- (7) Color: Blank-Natural color
- (8) HF-Halogen free
- (9) M-With "CSWB" LOGO

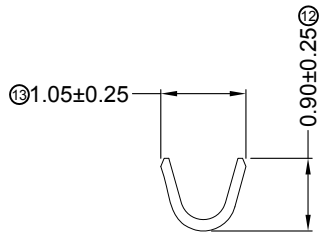
Poles	Dimensions(mm)			Poles	Dimensions(mm)		
	A	B	C		A	B	C
02	1.00	4.60	3.00	12	11.00	14.60	13.00
03	2.00	5.60	4.00	13	12.00	15.60	14.00
04	3.00	6.60	5.00	14	13.00	16.60	15.00
05	4.00	7.60	6.00	15	14.00	17.60	16.00
06	5.00	8.60	7.00	16	15.00	18.60	17.00
07	6.00	9.60	8.00	20	19.00	22.60	21.00
08	7.00	10.60	9.00	22	21.00	24.60	23.00
09	8.00	11.60	10.00	26	25.00	28.60	27.00
10	9.00	12.60	11.00	30	29.00	32.60	31.00
11	10.00	13.60	12.00				

1011H-XX-N0HFM	Nylon 66 UL 94V-0 Halogen Free	1011T	1011W
1011H-XX-N0M	Nylon 66 UL 94V-0		
PART NO	Material	Suitable SWB Terminal	Mates SWB Wafer

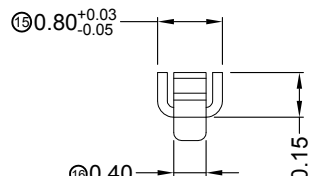
2014/04/10		B	C	Space of a whole page changes	Sylvia	Bob Sun	GENERAL TOLERANCE .X ±0.30 .XX ±0.20 .XXX ±0.10	 思索连接器有限公司 SWB CONNECTORS CO.,LTD	PART NO. 1011H-XX-N0XXM			
2014/03/26		A	B		Change Part No for add "M"	Jova Lau			Bob Sun	APPROVAL Bob Sun CHECK Jova Lau DRAWN Wuxiaotao DATA 2014/04/28	TITLE 1.00mm Crimp Style Connectors	
DATE	OLD REV	NEW REV	ECN	DESCRIPTION	CHECK	APPROVAL	PROJECT	UNIT	SCALE	NUMBER	REV	
								MM	1:1	A-009	C	



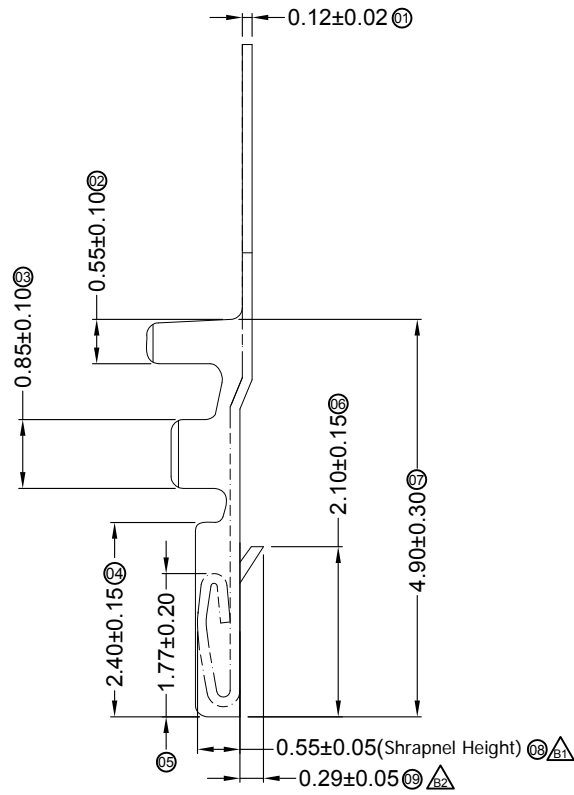
SECTION A-A
SCALE 1 : 1



SECTION B-B
SCALE 1 : 1



SECTION C-C
SCALE 1 : 1



■ Specifications :


- Voltage rating: 50V AC / DC
- Current rating: 1A AC / DC
- Withstanding voltage: 500V AC/minute
- Temperature range: -25°C~+85°C
- Insulation resistance: ≥100MΩ
- Contact resistance: ≤20mΩ
- After environmental testing: ≤40mΩ

1011 T X-P XX X-X

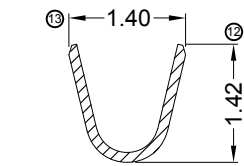
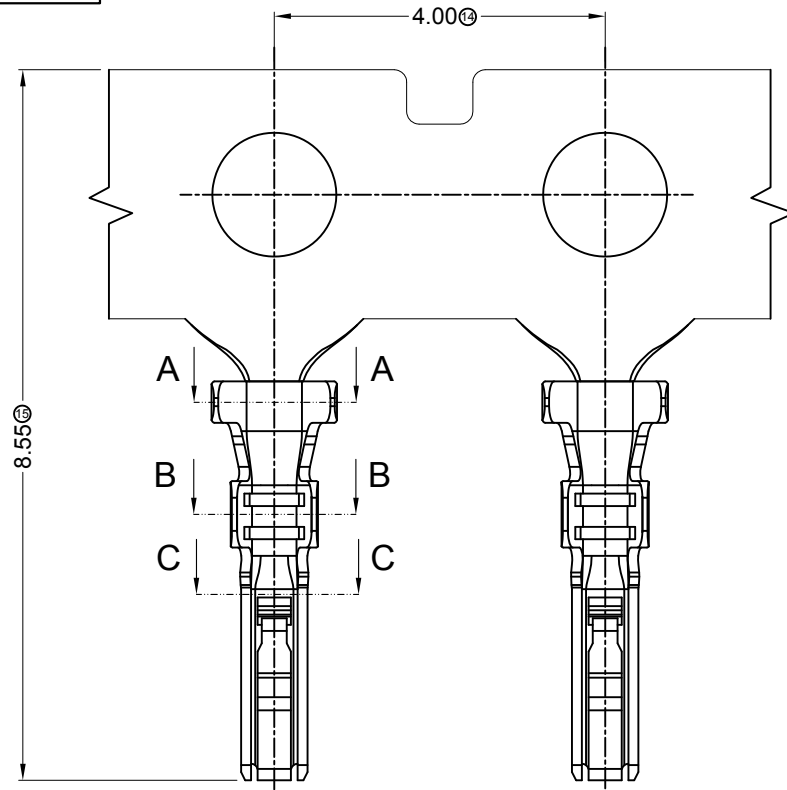
(1) (2) (3) (4) (5) (6) (7)

- (1) Series Number
- (2) Category: T-terminal
- (3) Shape: Blank-ordinary
- (4) Material: P-Phosphor bronze
- (5) Plating style:
V-All Gold-Plated
*01-Gold Flash ; *02-2u" ; *03-3u" ; *05-5u"
*10-10u" ; *15-15u" ; *30-30u" ; *50-50u"
SN-Bright tin plating 70-120u"
SN1-Bright tin plating 120u"Min.
SW-Fog Tin plating ; 0-No plating material
- (6) Plating method:
Blank-Stamping before plating
- (7) Mold No./Mark/Special No.

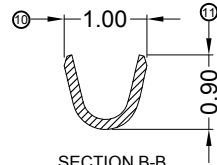
1011T-PV01	Phosphor Bronze	AWG#28-32	0.80mm(Max)	Stamping Before Pating:30~50u" Ni;Whole Gold :Gold Flash	1011H
1011T-PSN	Phosphor Bronze	AWG#28-32	0.80mm(Max)	Stamping Before Plating:30~50u" Ni;70~120u"Sn	
PART NO	Material	Wire Range	Insulation O.D.	Finish	Used In SWB Housing

				GENERAL TOLERANCE				 思索连接器有限公司 SWB CONNECTORS CO.,LTD				PART NO. 1011T-PXX			
				.X ±0.30 .XX ±0.20 .XXX ±0.10								TITLE 1.00 mm Crimp Style Conntctors			
2013/11/15	A	B	/	Add "(7)" "(8)" Size	Jova			APPROVAL	CHECK	DRAWN	DATA	UNIT	SCALE	NUMBER	REV
DATE	OLD REV	NEW REV		ECN	DESCRIPTION	CHECK	APPROVAL	PROJECT	Bob Sun	Jova Lau	Allen	2013/08/13	MM	1 : 1	A-003

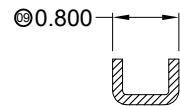
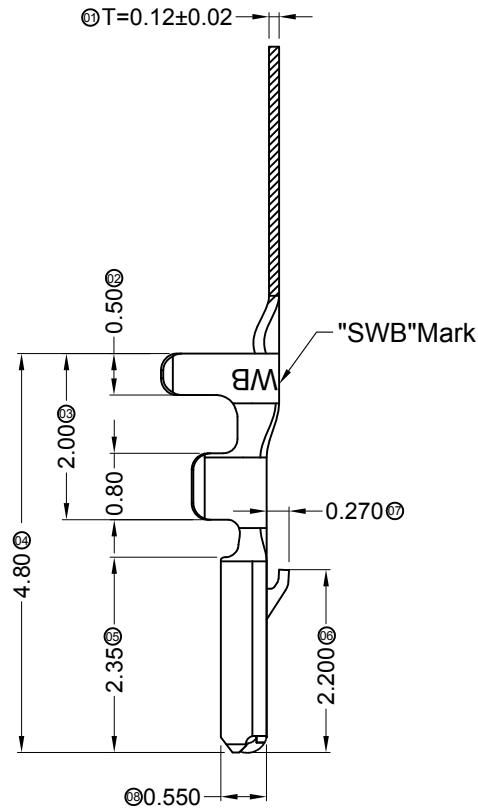
RoHS  Lead-free



SECTION A-A
SCALE 1 : 1



SECTION B-B
SCALE 1 : 1

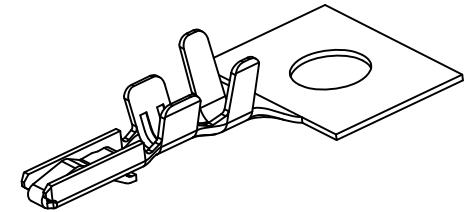


SECTION C-C
SCALE 1 : 1

- Specifications :
- Voltage rating: 50V AC / DC
 - Current rating: 1A AC / DC
 - Withstanding voltage: 500V AC/minute
 - Temperature range: -25°C~+85°C
 - Insulation resistance: ≥100MΩ
 - Contact resistance: ≤20mΩ
 - After environmental testing: ≤40mΩ

1011 T X-P XX X-M
① ② ③ ④ ⑤ ⑥ ⑦


- ① Series Number
- ② Category: T-terminal
- ③ Shape: Blank-ordinary
- ④ Material: P-Phosphor bronze
- ⑤ Plating style:
V01-All Gold Flash ; SN-Bright tin plating
- ⑥ Plating method: Blank-Stamping before plating
- ⑦ Mold No./Mark/Special No.: M-With SWB Mark



1011T-PV01-M	Phosphor Bronze	AWG#28-32	0.80mm(Max)	Stamping Before Pating:30u" Ni;Whole Gold :Gold Flash	1011H
1011T-PSN-M	Phosphor Bronze	AWG#28-32	0.80mm(Max)	Stamping Before Plating:30u" Ni;70u"Sn	
PART NO	Material	Wire Range	Insulation O.D.	Finish	Used In SWB Housing

2014/04/07	C	D		Change Part No for "M"	Jova	
2013/11/25	B	C		Change Size ⑭	Jova	
2013/11/20	A	B		Change Size ⑭	Jova	
DATE	OLD REV	NEW REV	ECN	DESCRIPTION	CHECK	APPROVAL

GENERAL TOLERANCE
 .X ±0.30
 .XX ±0.20
 .XXX ±0.10

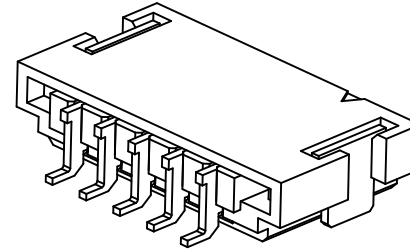
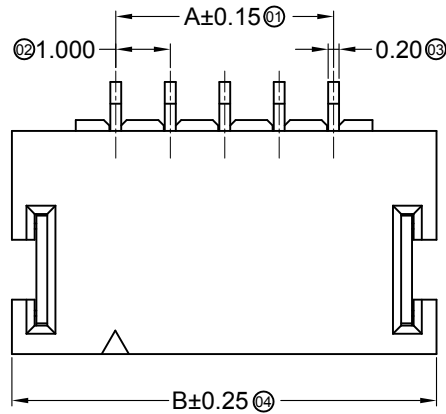
PROJECT 

SWB 思索连接器有限公司
 TERMINAL&CONNECTORS SWB CONNECTORS CO.,LTD

APPROVAL	CHECK	DRAWN	DATA
Bob Sun	Jova Lau	Allen	2014/04/30

PART NO. 1011T-PXX-M			
TITLE 1.00mm Crimp Style Conntctors			
UNIT	SCALE	NUMBER	REV
MM	1 : 1	A-009	D

RoHS  Lead-free

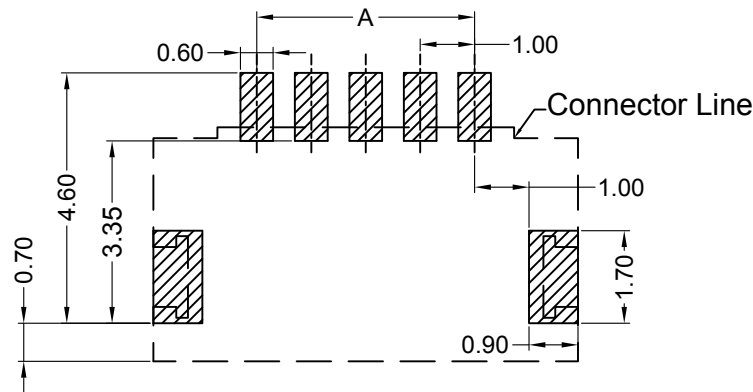
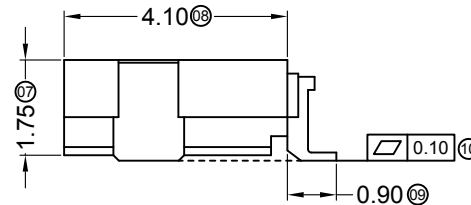
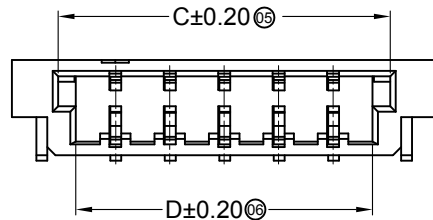


Specifications :

- Voltage rating: 50V AC / DC
- Current rating: 1A AC / DC
- Withstanding voltage: 500V AC/minute
- Temperature range: -25°C~+85°C
- Insulation resistance: ≥100MΩ
- Contact resistance: ≤20mΩ
- After environmental testing: ≤40mΩ

1011 W R S-XX-XX XX XX
 ① ② ③ ④ ⑤ ⑥ ⑦ ⑧

- ① Series No.
- ② Category: W-wafer
- ③ Welding Board Angle: R-Right Angle 90°
- ④ Welding Way: S-SMT
- ⑤ Row No.-Pin No.: XX-02P~30P
- ⑥ Material: 9T-PA9T 94V-0 ; HT-HTN 94V-0 ; 1T-PA10T
- ⑦ Planting Category:
V01:All Gold Flash ; SW-Fog Tin plating
- ⑧ Color: Blank-natural color




Recommended P.C.B Layout
 General Tolerance±0.05

Poles	Dimensions(mm)				Poles	Dimensions(mm)			
	A	B	C	D		A	B	C	D
02	1.00	4.80	3.10	2.50	17	16.00	19.80	18.10	17.50
03	2.00	5.80	4.10	3.50	18	17.00	20.80	19.10	18.50
04	3.00	6.80	5.10	4.50	19	18.00	21.80	20.10	19.50
05	4.00	7.80	6.10	5.50	20	19.00	22.80	21.10	20.50
06	5.00	8.80	7.10	6.50	21	20.00	23.80	22.10	21.50
07	6.00	9.80	8.10	7.50	22	21.00	24.80	23.10	22.50
08	7.00	10.80	9.10	8.50	23	22.00	25.80	24.10	23.50
09	8.00	11.80	10.10	9.50	24	23.00	26.80	25.10	24.50
10	9.00	12.80	11.10	10.50	25	24.00	27.80	26.10	25.50
11	10.00	13.80	12.10	11.50	26	25.00	28.80	27.10	26.50
12	11.00	14.80	13.10	12.50	27	26.00	29.80	28.10	27.50
13	12.00	15.80	14.10	13.50	28	27.00	30.80	29.10	28.50
14	13.00	16.80	15.10	14.50	29	28.00	31.80	30.10	29.50
15	14.00	17.80	16.10	15.50	30	29.00	32.80	31.10	30.50
16	15.00	18.80	17.10	16.50					

1011WRS-XX-1TSW	PA10T UL 94V-0	Phosphor Bronze	Matte Tin Plating Fog	1011H
1011WRS-XX-HTSW	HTN UL 94V-0		Matte Tin Plating Fog	
1011WRS-XX-9TSW	PA9T UL 94V-0		Matte Tin Plating Fog	
1011WRS-XX-9TV01	PA9T UL 94V-0		Gold-Flash	
PART NO	Material	Material(Pin And Solder Tabs)	Finish(PinAnd Solder Tabs)	Mates With SWB Housing

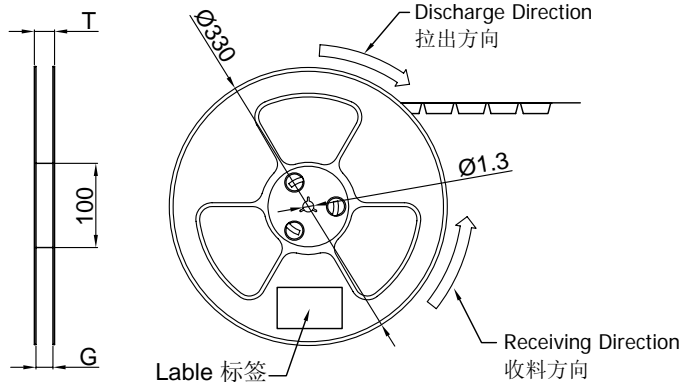
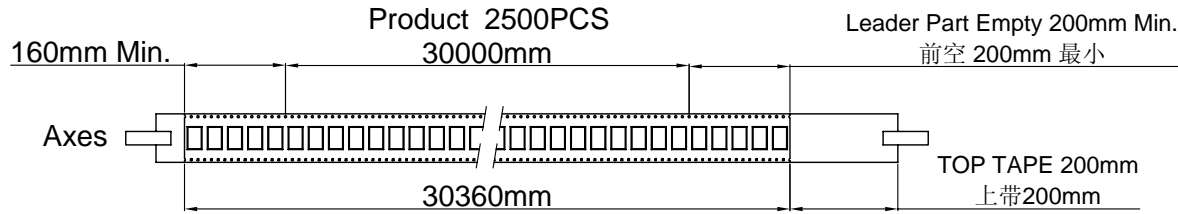
2014/12/22	G	H		Modify the size C And D	wuxiaotao	Jova
2014/05/04	F	G		Space of a Whole page Changes	Jova	Bob
2014/04/30	E	F	ECN2014043001	Increase the ⑧ ⑨ number of dimensions	Bob	Bob
DATE	OLD REV	NEW REV	ECN	DESCRIPTION	CHECK	APPROVAL

GENERAL TOLERANCE
.X ±0.30
.XX ±0.20
.XXX ±0.10
PROJECT


SWB 思索连接器有限公司 TERMINAL&CONNECTORS SWB CONNECTORS CO.,LTD			
APPROVAL	CHECK	DRAWN	DATA
Bob Sun	Jova Lau	Xiaowx	2014/04/30

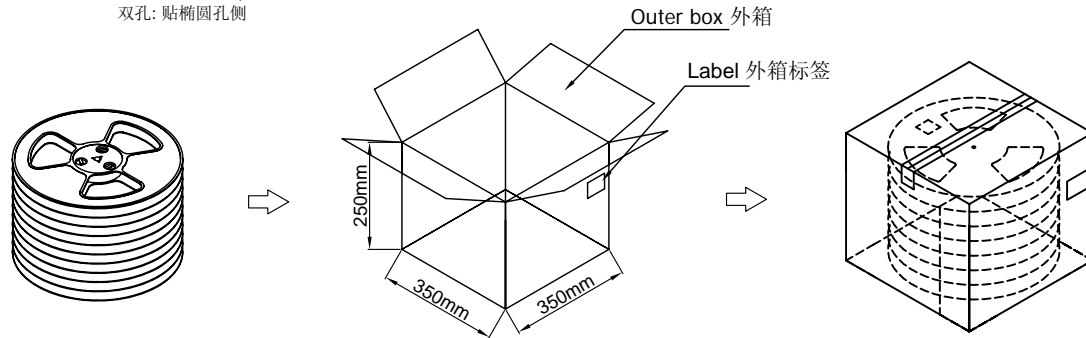
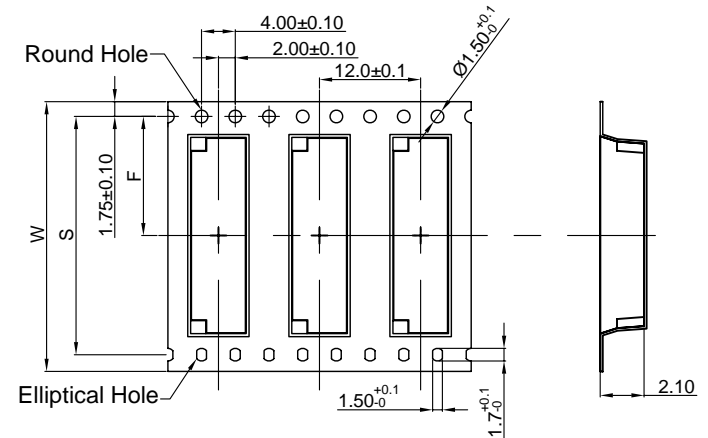
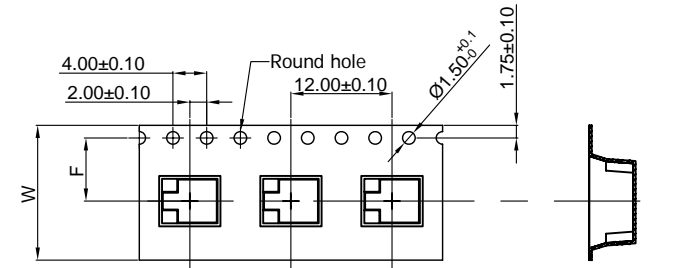
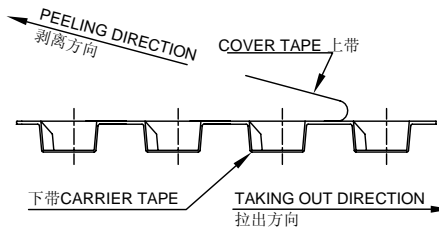
PART NO. 1011WRS-XX-XXXX			
TITLE 1.00mm Crimp Style Connectors			
UNIT	SCALE	NUMBER	REV
MM	1 : 1	A-106	H

RoHS  Lead-free



Lable 标签
 Single hole: None Hole Side
 单孔: 贴无链孔侧
 Double hole: Elliptical Hole Side
 双孔: 贴椭圆孔侧

COVER TAPE PEEL STRENGTH:20~120g
 上带剥离力量:20~120g
 速度 PEEL SPEED:300mm/minute



Note:
 1. Carrier Camber Is Within 1mm In 100mm
 2. 10 Sprocket Hole Pitch Cumulative Tolerance±0.2MM

Part No.	W	S	F	T (MAX)	G (MAX)	REEL /PCS	CARTON /R	CARTON /PCS
ZD1011WRS-02								
ZD1011WRS-03								
ZD1011WRS-04	16	/	7.50	20.50	16.40	2500	11R	27.5K
ZD1011WRS-05								
ZD1011WRS-06								
ZD1011WRS-07								
ZD1011WRS-08								
ZD1011WRS-09	24	/	11.50	28.50	24.40	2500	8R	20K
ZD1011WRS-10								
ZD1011WRS-11								
ZD1011WRS-12								
ZD1011WRS-13								
ZD1011WRS-14								
ZD1011WRS-15								
ZD1011WRS-16								
ZD1011WRS-17								
ZD1011WRS-18	32	28.40	14.20	36.50	32.40	2500	6R	15K
ZD1011WRS-19								
ZD1011WRS-20	44	40.40	20.20	48.50	44.40	2500	5R	12.5K

DATE	OLD REV	NEW REV	ECN	DESCRIPTION	CHECK	APPROVAL	PROJECT	APPROVAL	CHECK	DRAWN	DATA	UNIT	SCALE	NUMBER	REV
												MM	1:1	A-106	A

GENERAL TOLERANCE
 .X ±0.30
 .XX ±0.20
 .XXX ±0.10

SWB 思索连接器有限公司
 TERMINAL & CONNECTORS SWB CONNECTORS CO.,LTD

PART NO. PPN: 1011WRS-XXX-XXXX
 CPN: ZD1011WRS-XX

TITLE
 1.00mm Connectors SMT 90° Package

APPROVAL CHECK DRAWN DATA
 Allen 2013/12/09