

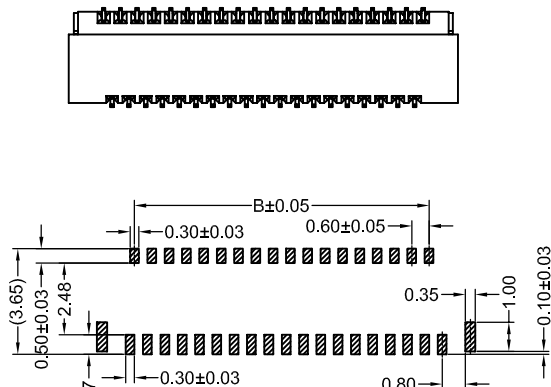
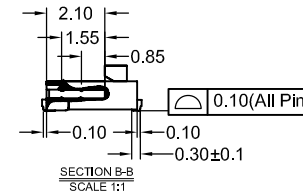
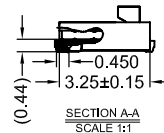
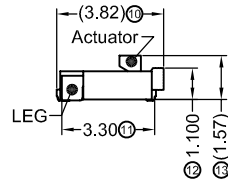
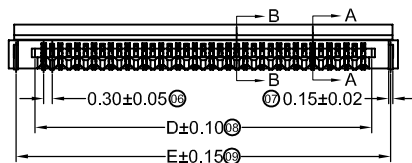
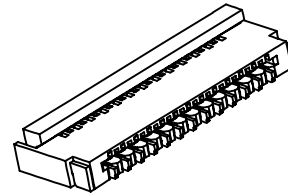
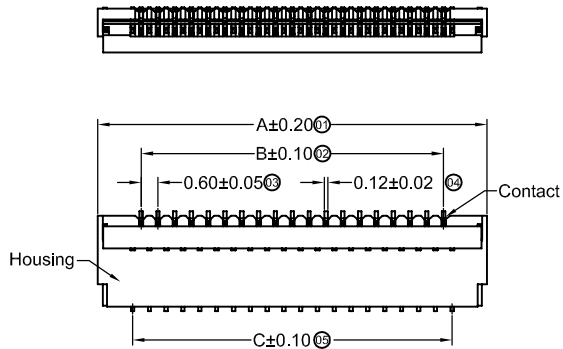
■ Specifications :

- Voltage rating: 30V AC / DC
- Current rating: 0.2A AC / DC
- Withstanding voltage: 250V AC/minute
- Temperature range: -25°C~+85°C
- Insulation resistance: ≥50MΩ
- Contact resistance: ≤40mΩ
- After environmental testing: ≤50mΩ

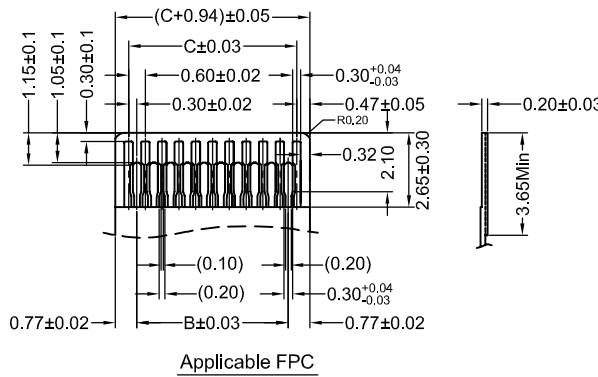
0300 W R S-XX A-LP V01 XX

① ② ③ ④ ⑤ ⑥ ⑦ ⑧ ⑨

- ① Series No.
- ② Category : W-wafer
- ③ Welding Board Angle: R- Right Angle 90°
- ④ Welding Way: S-SMT
- ⑤ Row No.-Pin No.: XX-Single Row
- ⑥ Plug the Pin & Special No.:
A-H=1.00, Behind the open cover type
- ⑦ Material: LP-LCP 94V-0
- ⑧ Planting Category: V01-Gold Flash ;
- ⑨ Color: Blank-natural color



FPC/FFC Insert Direction
Recommended PCB Layout
General Tolerance±0.05



Applicable FPC

Poles	Dimensions (mm)				
	A	B	C	D	E
15	6.70	3.60	4.20	4.83	6.17
17	7.30	4.20	4.80	5.43	6.77
19	7.90	4.80	5.40	6.03	7.37
21	8.50	5.40	6.00	6.63	7.97
23	9.10	6.00	6.60	7.23	8.57
25	9.70	6.60	7.20	7.83	9.17
27	10.30	7.20	7.80	8.43	9.77
29	10.90	7.80	8.40	9.03	10.37
31	11.50	8.40	9.00	9.63	10.97
33	12.10	9.00	9.60	10.23	11.57
35	12.70	9.60	10.20	10.83	12.17
37	13.30	10.20	10.80	11.43	12.77
39	13.90	10.80	11.40	12.03	13.37
41	14.50	11.40	12.00	12.63	13.97
43	15.10	12.00	12.60	13.23	14.57
45	15.70	12.60	13.20	13.83	15.17
47	16.30	13.20	13.80	14.43	15.77
49	16.90	13.80	14.40	15.03	16.37
51	17.50	14.40	15.00	15.63	16.97

0300WRS-XXA-LPV01	LCP UL 94V-0	LCP UL 94V-0	Phosphor Bronze	Gold-Flash	Phosphor Bronze	Tin-Plated
PART NO	Material	Material(Cover)	Material(Pin)	Finish(Pin)	Material(Peg)	Finish(Peg)

GENERAL TOLERANCE
X ±0.30
.XX ±0.20
.XXX ±0.10

SWB 思索连接器有限公司
Terminal & Connectors SWB CONNECTORS CO., LTD

PART NO. 0300WRS-XXA-LPV01

TITLE 0.30 mm Crimp Style Connectors

APPROVAL	CHECK	DRAWN	DATA
		sylvia	2014/06/16

UNIT	SCALE	NUMBER	REV
MM	1:1	A-085	A

DATE	OLD REV	NEW REV	ECN	DESCRIPTION	CHECK	APPROVAL	PROJECT
							