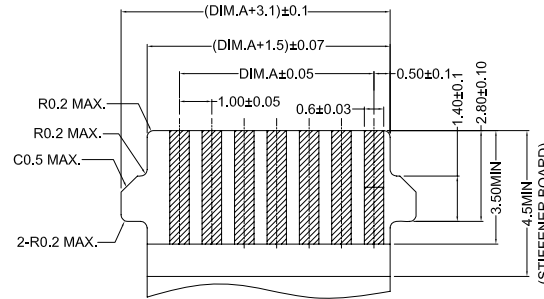
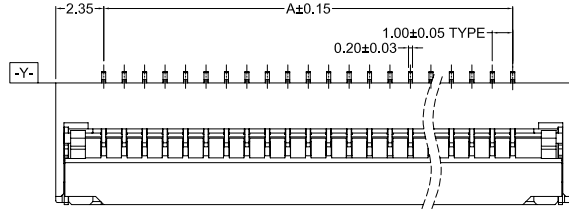
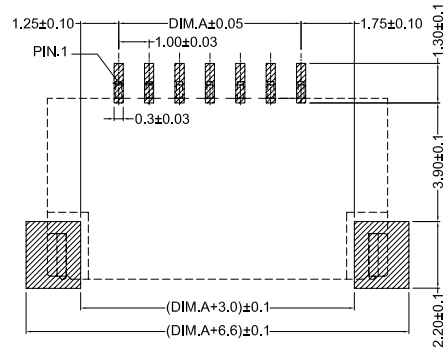
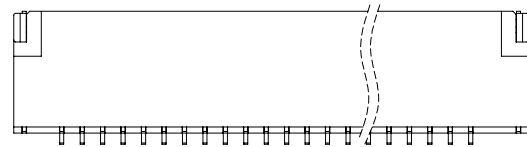
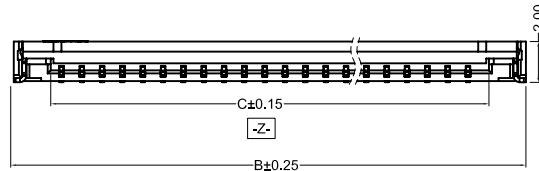
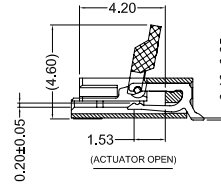
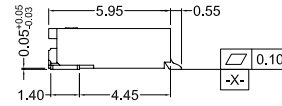


RoHS  Lead-free



APPLICABLE FPC DIMENSION
(THICKNESS:0.3±0.05)



RECOMMENDED PCB LAYOUT

■ Specifications :

- Withstanding voltage: 250V AC/minute
- Insulation resistance: ≥500MΩ
- Contact resistance: ≤30mΩ
- Mark "*" Indicate Dimensions Need To Controlled In Emphasis

1020 W R S-XX X-LP V01XX

- ① Series No.
- ② Category: W-wafer
- ③ Welding Board Angle: R-90°
- ④ Welding Way: S-SMT
- ⑤ Row No.-Pin No. XX-Single row
- ⑥ Special NO.
- ⑦ Material: LP-LCP 94V-0
- ⑧ Planting Category: V:All Gold-Plated G:Gold-Plated Contact *01-1U" ; *02-2U" ; *03-3U" ; *05-5U" *10-10U" ; *15-15U" ; *30-30U" ; *50-50U" SN-Bright tin plating 70-120U" SW-Fog Tin plating
- ⑨ Color: Blank-natural color

Poles	Dimension(mm)		
	A	B	C
25	24.00	29.20	25.56
30	29.00	34.20	30.56

1020WRS-XX-LPV01	LCP UL 94V-0	Phosphor bronze	Gold-Flash	Brass	Tin-Plated	1,000Pcs
PART NO	Material(Housing)	Material(Contacts)	Finish(Contacts)	Material(Fixed Tabs)	Finish(Fixed Tabs)	Q' ty/Reel

GENERAL TOLERANCE
.X ±0.30
.XX ±0.20
.XXX ±0.10

SWB 东莞市思索连接器有限公司
Terminal Connectors DongGuan Siweb Connectors CO.,LTD

APPROVAL CHECK DRAWN DATA

PROJECT 

孙开宝 Luna 2013/08/16

PART NO. 1020WRS-XX-LPV01			
TITLE 1.00mm FPC Connectors			
UNIT MM	SCALE 1:1	NUMBER A-106	REV A

DATE	OLD REV	NEW REV	ECN	DESCRIPTION	CHECK	APPROVAL
------	---------	---------	-----	-------------	-------	----------