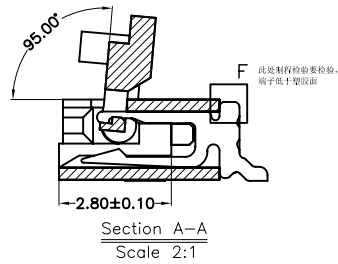
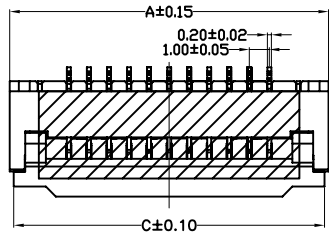
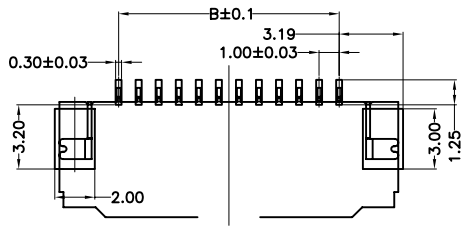
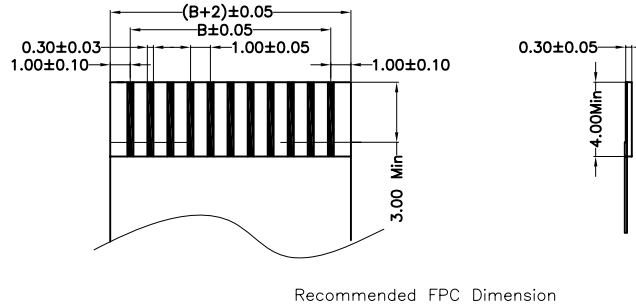
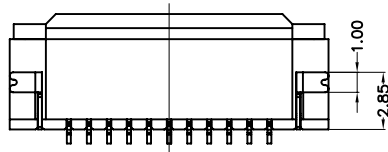
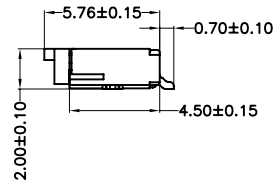
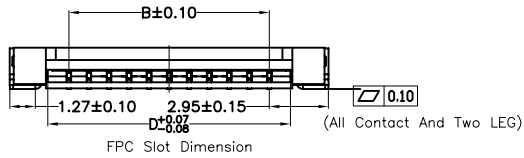


环保物料



Poles	Dimension(mm)				Poles	Dimension(mm)			
	A	B	C	D		A	B	C	D
04	8.90	3.00	8.50	5.10	19	23.90	18.00	23.50	20.10
05	9.90	4.00	9.50	6.10	20	24.90	19.00	24.50	21.10
06	10.90	5.00	10.50	7.10	21	25.90	20.00	25.50	22.10
07	11.90	6.00	11.50	8.10	22	26.90	21.00	26.50	23.10
08	12.90	7.00	12.50	9.10	23	27.90	22.00	27.50	24.10
09	13.90	8.00	13.50	10.10	24	28.90	23.00	28.50	25.10
10	14.90	9.00	14.50	11.10	25	29.90	24.00	29.50	26.10
11	15.90	10.00	15.50	12.10	26	30.90	25.00	30.50	27.10
12	16.90	11.00	16.50	13.10	27	31.90	26.00	31.50	28.10
13	17.90	12.00	17.50	14.10	28	32.90	27.00	32.50	29.10
14	18.90	13.00	18.50	15.10	29	33.90	28.00	33.50	30.10
15	19.90	14.00	19.50	16.10	30	34.90	29.00	34.50	31.10
16	20.90	15.00	20.50	17.10	31	35.90	30.00	35.50	32.10
17	21.90	16.00	21.50	18.10	32	36.90	31.00	36.50	33.10
18	22.90	17.00	22.50	19.10					



■ Specifications(规格):

- Voltage rating(额定电压): 50V AC / DC
- Current rating(额定电流): 1A AC / DC
- Withstanding voltage(耐压值): 500V AC/minute
- Temperature range(工作温度): -25°C~+85°C
- Insulation resistance(绝缘电阻): ≥100MΩ
- Contact resistance(接触电阻): ≤40mΩ
- After environmental testing(环境测试后): ≤50mΩ

1015 W R S-XX X-LP G01 XX



- ① 系列
- ② 类别: W-WAFER类
- ③ 外观形态: R-90° (带脚式)
- ④ 成型方式: S-SMT
- ⑤ PIN数: 单排-XX
- ⑥ 特殊码:
- ⑦ 材质: LP-LCP 94V-0
- ⑧ 电镀类别: G**-镀金
*01-1U" *02-2U" *03-3U" *05-5U"
*10-10U" *15-15U" *30-30U" *50-50U"
SN-镀亮锡(70-120U") SN1-镀亮锡(120U"Min.)
SW-镀雾锡 HS-高温锡
- ⑨ 颜色: 空码-本色或普通色

1015WRS-XX-LPG01	LCP UL 94V-0	Phosphor Bronze	Gold-Flash	1,000Pcs
PART NO	Material	Material(Pin)	Finish(Pin)	Q' ty/Reel

				一般公差 GENERAL TOLERANCE .X ±0.3 .XX ±0.2 .XXX ±0.1				料号 PART NO 1015WRS-XX-LPG01			
				CSWB 东莞市思索连接器有限公司 TERMINAL&CONNECTORS Dongguan Siweb Connectors CO.,LTD				品名 TITLE 1.00 mm Crimp Style connectors			
				核准 APPD 刘艳		审核 CHK		绘图 DR		日期 DATA 2013/04/10	
日期 DATE	旧版次 OLD REV	新版次 NEW REV	变更内容 DESCRIPTION	审核 CHK	核准 APPD	角法	PROJECT	单位 UNIT	比例 SCALE	图号 NUMBER	版次 REV
								MM	1/1	A-106	A