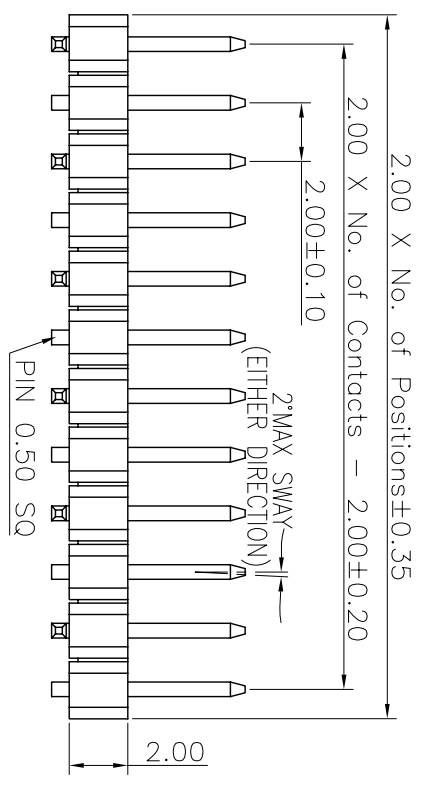
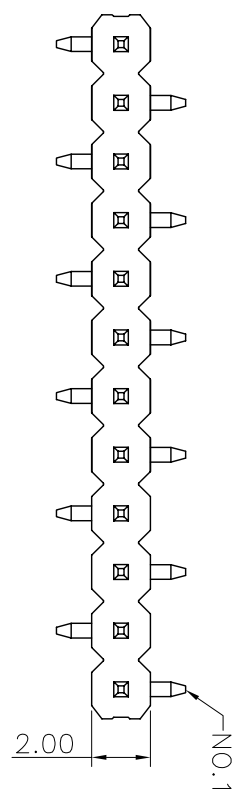


REV.	LOCAS.	DESCRIPTION	DATE	DRAWN
02	AA	變更料號	2008.11.11	彭恩城
03	AA	依上級要求變更圖號	2011.12.13	李芳忠



Ordering Information

G PFC101 - XX XX A 001 B 1 B X

No. of Pins per Row 02~40

Standard Plating
02=Gold Flash
Selective Plating
01=Tin
05=Gold Flash/Tin

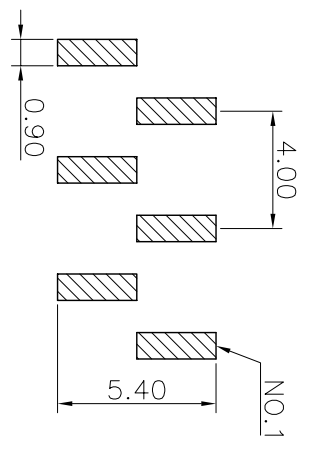
Color
1=Black

Standard Packing
C=Tube
Selective Packing
A=Box

Specifications

Current Rating: 2Amp
 Insulation Resistance: 1000MΩMin.
 Dielectric Withstanding Voltage: 500VAC
 Contact Resistance: 20mΩMax.
 Operating Temperature: -40°C to +105°C
 Materials
 Contact Material: Brass
 Insulator Material: High Temperature Thermoplastic, UL 94V-0 Nylon 6T or the equivalent material
 All materials must meet Greenconn requirement for environment protection.

Recommended P.C.Board Layout
(Tolerance: ±0.05)



REV. 03		UNIT. mm	SCALE. 4:1	PAGE. 1/1	DESIGN: 李芳忠		DATE: 2011.12.13	DWG. NO. AA	TITLE. 2.00 PIN HEADER SINGLE ROW SMT TYPE CONNECTOR
X. ±5.0°		X. ±3.0°	X. ±0.25	X. ±0.15	CHECKED: 劉北平		DATE: 2011.12.13	GPFC101-CA1B8	
.XX ±2.0°		.XX ±0.15	.XXX ±0.10	.XXX ±1.0°	AUDITED: 李輝		DATE: 2011.12.13	GPFC101-XXXX	
.XXX ±1.0°		.XXX ±0.10	.XXX ±0.10	.XXX ±1.0°	APPROVED: cc_li		DATE: 2011.12.13	A001B1BX	

格 菱 股 份 有 限 公 司
Greenconn Corporation

1 2 3 4 5 6 7 8 9

A B C D E F