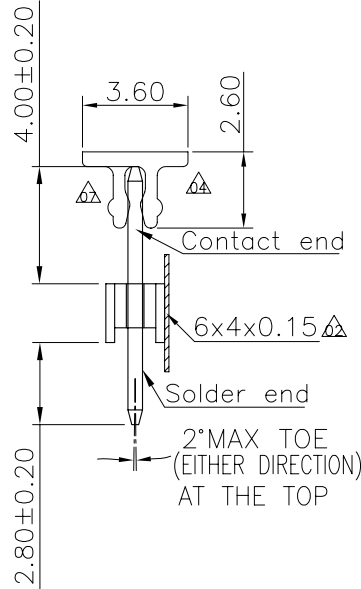
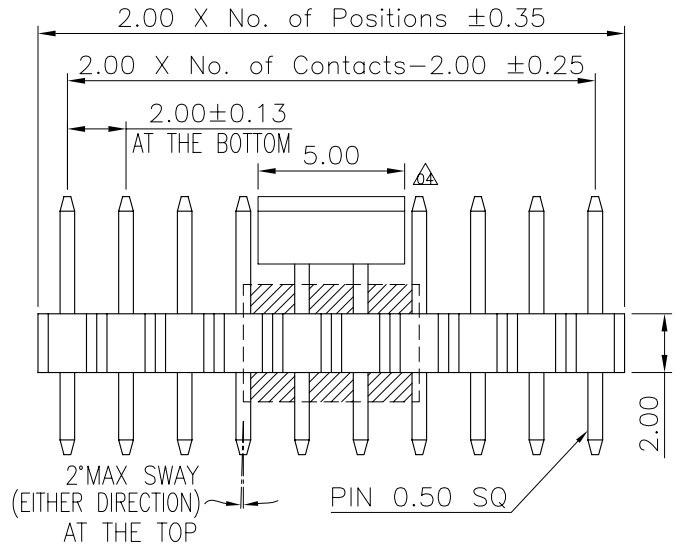
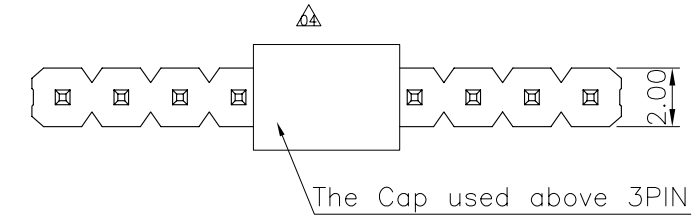
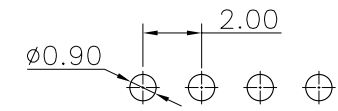


REV.	LOCAS.	DESCRIPTION	DATE	DRAWN
05	△△	變更圖號	2011.08.31	黃小燕
06	△△	依業務要求，新增膠紙	2012.12.24	邱明周
07	△△	依上級要求，更新CAP外觀	2014.07.09	邱國強



Specifications
 Current Rating:2.0Amp
 Insulation Resistance:1000MΩMin.
 Dielectric Withstanding Voltage:500VAC
 Contact Resistance:20mΩMax.
 Operating Temperature:-40°C to +105°C
 Materials
 Contact Material:Brass
 Insulator Material:Thermoplastic, UL 94V-0 PBT
 or the equivalent material
 All materials must meet Greenconn
 hazardous substances control standards.

Recommended P.C.Board
 Layout
 (Tolerance:±0.05)



Ordering Information △△

G PFA101 - XX XX A 001 A 1 B X

No. of Pins per Row
 01~40 △△

Standard Plating
 02=Gold Flash
 Selective Plating
 01=Tin
 05=Gold Flash/Tin

Color
 1=Black

Standard Packing
 A=box
 Selective Packing
 C=Tube
 E=CAP+Tube △△
 F=CAP+Tape&Reel

格稜股份有限公司
Greenconn Corporation

GENERAL TOLERANCE	
X.°±5.0°	X.±0.30
.X°±3.0°	.X±0.25
.XX°±2.0°	.XX±0.15
.XXX°±1.0°	.XXX±0.10

DESIGNED: 邱國強	DATE: 2014.07.09
CHECKED: 曹熙	DATE: 2014.07.09
CO SIGNED: 劉北平	DATE: 2014.07.09
APPROVED: 李輝	DATE: 2014.07.09

DWG. NO. △△ △△	TITLE. 2.00 PIN HEADER SINGLE ROW DIP TYPE BASE 2.00H
GPFA101-CA1AB	
PART NO. △△	GPFA101-XXXX A001A1BX

REV.	UNIT.	SCALE.	PAGE.	
07	mm	4:1	1/1	