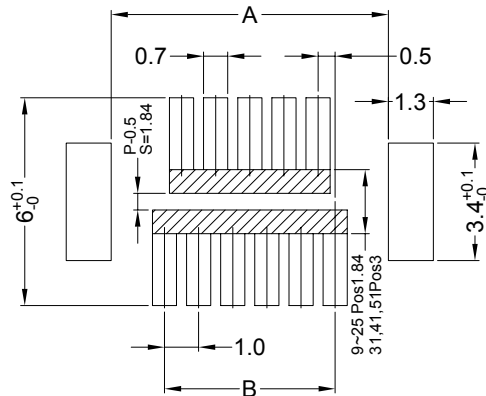
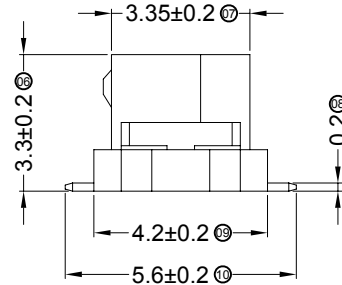
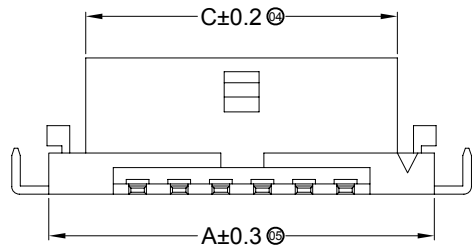
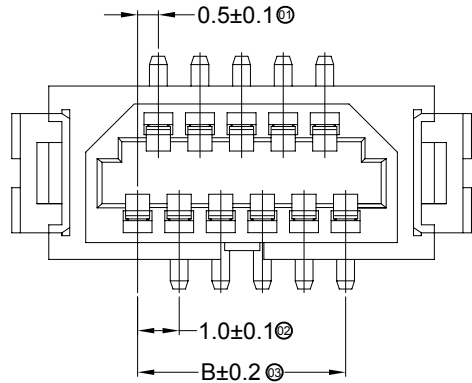


RoHS  Lead-free



Recommended P.C.B Layout  
General Tolerance±0.05

■ Specifications :

- Voltage rating: 150V AC / DC
- Current rating: 0.5A AC / DC
- Withstanding voltage: 250V AC/minute
- Temperature range: -25°C~+85°C
- Insulation resistance: ≥500MΩ
- Contact resistance: ≤50mΩ
- After environmental testing: ≤60mΩ

1016 W F-XX A-XX SN XX

① ② ③ ④ ⑤ ⑥ ⑦ ⑧

- ① Series No.
- ② Category: W-wafer
- ③ Welding Board Angle: F-Female
- ④ Row No.-Pin No.: XX-09P~51P
- ⑤ Plug the Pin & Special No.: A-Without Post
- ⑥ Material: 46-PA46 94V-0 ; 6T-PA6T 94V-0 ;
- ⑦ Planting Category: SN-Bright tin plating ;
- ⑧ Color: Blank-natural color

Poles	Dimensions(mm)				Poles	Dimensions(mm)			
	A	B	C	D		A	B	C	D
09	8.30	3.00	6.55	10.10	21	14.30	9.00	12.55	16.10
11	9.30	4.00	7.55	11.10	23	15.30	10.00	13.55	17.10
13	10.30	5.00	8.55	12.10	25	16.30	11.00	14.55	18.10
15	11.30	6.00	9.55	13.10	31	19.30	14.00	17.55	21.10
17	12.30	7.00	10.55	14.10	41	24.30	19.00	22.55	26.10
19	13.30	8.00	11.55	15.10	51	29.30	24.00	27.55	31.10

1016WF-XXA-46SN	Nylon 46 UL 94V-0	Phosphor Bronze	Tin-Plated	Brass	Tin-Plated
1016WF-XXA-6TSN	Nylon 6T UL 94V-0				
PART NO	Material	Material(Pin)	Finish(Pin)	Material (Solder Tab)	Finish (Solder Tab)

DATE	OLD REV	NEW REV	ECN	DESCRIPTION	CHECK	APPROVAL	PROJECT	APPROVAL	CHECK	DRAWN	DATA	UNIT	SCALE	NUMBER	REV
2015/05/15	B	C		Modify the drawing frame format		sylvania	GENERAL TOLERANCE					MM	1 : 1	A-106	C
2011/06/30	A	B		Modify the drawing frame format			X ±0.30								
							.XX ±0.20								
							.XXX ±0.10								
							PROJECT								
										刘艳	2007/05/03				



思索连接器有限公司  
SWB CONNECTORS CO.,LTD

PART NO. 1016WF-XXA-XXSN

TITLE 1.00 mm Crimp Style Connectors

UNIT: MM, SCALE: 1:1, NUMBER: A-106, REV: C