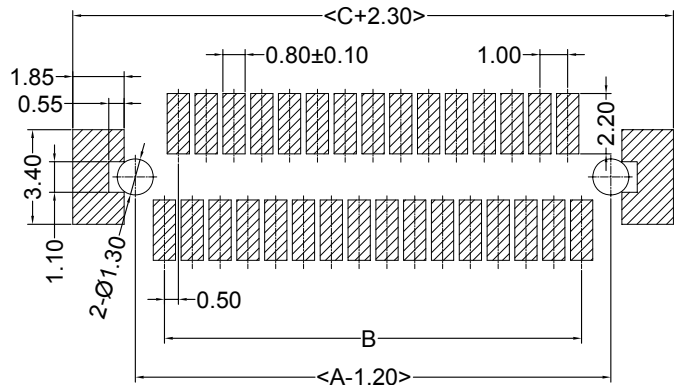
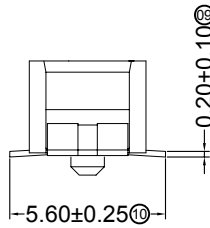
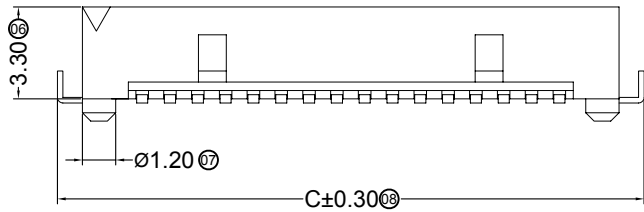
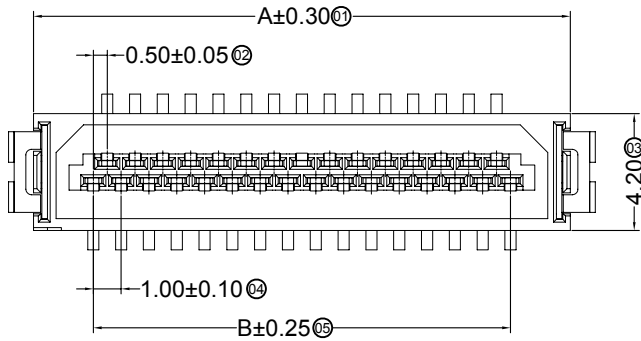


RoHS  Lead-free



Recommended P.C.B Layout
General Tolerance±0.05

■ Specifications :

- Voltage rating: 150V AC / DC
- Current rating: 0.5A AC / DC
- Withstanding voltage: 250V AC/minute
- Temperature range: -25°C~+85°C
- Insulation resistance: ≥500MΩ
- Contact resistance: ≤50mΩ
- After environmental testing: ≤60mΩ

1016 W M-XX X-XX SN XX
① ② ③ ④ ⑤ ⑥ ⑦ ⑧

- ① Series No.
- ② Category: W-wafer
- ③ Welding Board Angle: M-Male
- ④ Row No.-Pin No.: XX-09P~51P
- ⑤ Plug the Pin & Special No.:
- ⑥ Material: 46-PA46 94V-0 ; 6T-PA6T 94V-0 ;
- ⑦ Planting Category: SN-Bright tin plating ;
- ⑧ Color: Blank-natural color

Poles	Dimensions(mm)			Poles	Dimensions(mm)		
	A	B	C		A	B	C
09	8.30	3.00	10.10	21	14.30	9.00	16.10
11	9.30	4.00	11.10	23	15.30	10.00	17.10
13	10.30	5.00	12.10	25	16.30	11.00	18.10
15	11.30	6.00	13.10	31	19.30	14.00	21.10
17	12.30	7.00	14.10	41	24.30	19.00	26.10
19	13.30	8.00	15.10	51	29.30	24.00	31.10

1016WM-XX-46SN	Nylon 46 UL 94V-0	Phosphor Bronze	Tin-Plated	Brass	Tin-Plated
1016WM-XX-6TSN	Nylon 6T UL 94V-0				
PART NO	Material	Material(Pin)	Finish(Pin)	Material (Solder Tab)	Finish (Solder Tab)

GENERAL TOLERANCE

X ±0.30
.XX ±0.20
.XXX ±0.10



思索连接器有限公司
SWB CONNECTORS CO.,LTD

PART NO. 1016WM-XX-XXSN

TITLE 1.00 mm Crimp Style Connectors

APPROVAL CHECK DRAWN DATA

UNIT SCALE NUMBER REV
MM 1:1 A-106 A

PROJECT



DATE OLD REV NEW REV ECN DESCRIPTION CHECK APPROVAL PROJECT Jova 2013/08/31